


HOW TO REDEEM ACCESS CODES PURCHASED FROM THE WEBSITE

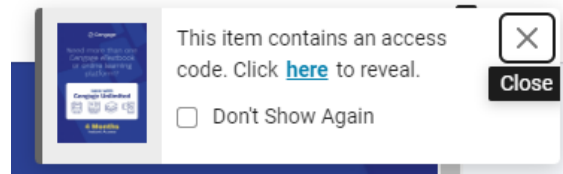
IN ORDER TO REDEEM AN ACCESS CODE: YOU NEED TO HAVE THE COURSE ID FROM THE PROFESSOR

To Redeem a **VitalSource** Access Code Purchased through **MCC Bookstore** website:

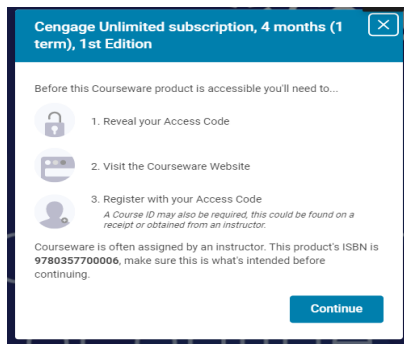


Login to www.monroecc.edu/go/bookstore - My Account
Click Activate and Access eBooks
Click on the Book or Access Code Log into your existing VitalSource account or create a new one.
We recommend using your student e-mail address.

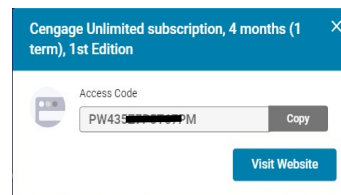
In the top right hand corner of the screen is a pop – up:



When you have clicked the “[here](#)” link (from the above pop-up):



Click Continue – Please review Return Policy
Click Reveal Access Code
Click Copy and then click Visit Website
(this is the Publishers website)



THE COURSE ID IS NOT ON THE RECEIPT – you will receive that in from your professor

Create your account with your student email address and register your Course and Access Code. You need to have the information from your Professor before doing this step.

Please contact support@vitalsource.com or call 855-200-4146 if you need further assistance.